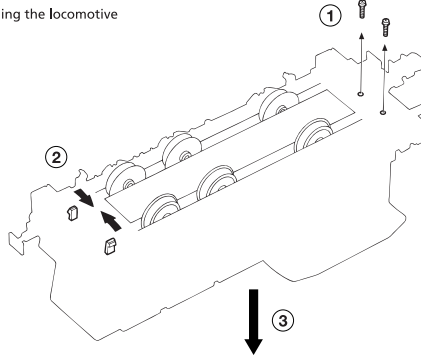
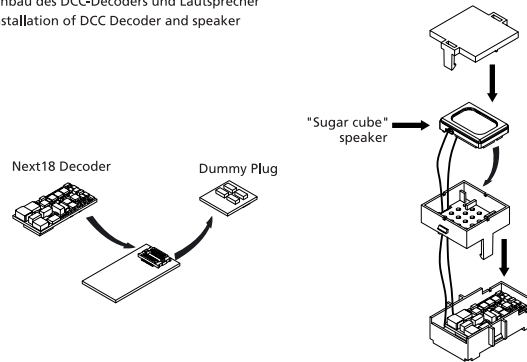


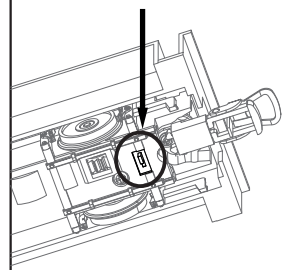
Apertura della locomotiva
Demontage der Lokomotive
Disassembling the locomotive



Installazione di decoder DCC ed altoparlante
Einbau des DCC-Decoders und Lautsprecher
Installation of DCC Decoder and speaker



Interruttore per luci in "modalità di manovra",
sempre accese in entrambi i sensi di marcia.
Switch for lights in "shunting mode", always ON
in both running directions.



LISTA RICAMBI / ERSATZTEILLISTE / LIST OF SPARES

Numero Teil-Nr. Part No.	Descrizione Bezeichnung Description	Cod. ricambio Ersatzteil-Nr. Spare part ref.
1	Set particolari carrozzeria Zubehör-Set Accessories set	HR2931 HR2932 HR2791/01 HR2932/01
2a 2b	Set corrimani Griffstange Handrails set	HR2931 HR2932 HR2931/02 HR2932/02
3	Circuiti stampati luci e prismi Lichtleiterplatte + lichtleiter Lights board + light tubes	HR2791/03
4	Circuito stampato principale Hauptleiterplatte Main PCB board	HR2791/04
5	Vite senza fine con coperchio Antriebschnecke mit Getriebeabdeckung Worm gear with cover	HR2791/05
6	Motore con supporto Motor-Satz Motor Pack	HR2791/06
7	Set Ingranaggi Zahnräder Gears set	HR2791/07
8	Set ganci modellistici + portaganci Kupplungssatz Coupling pack	HR2791/08
9	Fondo telaio Fahrwerksabdeckung Chassis cover	HR2931 HR2932 HR2931/09 HR2791/09
10	Lamelle presa di corrente Radstromabnehmer Bogie current pick-up	HR2791/10
11	Set ruote Radsatz Wheel set	HR2791/11
12	Set panconi ed accessori Puffer-Satz Buffer pack	HR2931 HR2932 HR2931/12 HR2932/12